




# How To Give Outdoor Directions In English

用英文指引戶外方向

資料來源: 好想講英文



## 句型 1 問最近/最便宜的...

- A. Where is the nearest MRT station?
- Where is the cheapest beef-noodle restaurant?
- Where is the best supermarket?




## 句型 2 怎麼到....

- ➡ A. How do I get to the MRT station?
- ➡ the bus stop
- ➡ the train station

## 句型 3 幾分鐘會到

- ▶ A. The nearest 地方 is 時間 away.  
The nearest MRT station 5 minutes



## 句型 4 左轉/右轉

- ▶ When you go outside, turn left.
- ▶ When you reach the traffic light,  
turn right.



句型 5 繼續走多久？

- Keeping walking for 2 blocks.  
(街區)



## 句型 6 ...地點在左邊/右邊


- The 地點 will be on your \_\_\_\_\_.
- left/right
- The MRT station will be on your left.
- The beef-noodle restaurant will be on your right.



## 句型 7 結束對話



➡ Would you like me to repeat that  
again? 重複講一遍











## 情境演練:



- B. So, sir. Where is the nearest MRT station?
- A. Hey, I know.

- 
- 
- B. Oh Hey! Where is the nearest MRT station?
  - A. The nearest MRT station is 2 minutes away.
  - B. Oh, great!

- 
- 
- A. When you go outside, turn right.
  - B. So I go out of these doors and turn right?
  - A. Keeping walking for 2 blocks.
  - B. I'll walk for 2 blocks.

- 
- 
- A. When you reach the 7-11, turn left.
  - B. Make a left at the 7-11...
  - A. Keeping walking for 4 blocks.
  - B. So walk for 4 blocks.

- 
- 
- A. The MRT station will be on your left.
  - B. Great! So the MRT station will be on my left.

- 
- 
- A. Yes! Would you like me to repeat that again?
  - B. Uhh, no. I think I got it the first time.

